


Shielded Wire Wound Ferrite Inductors

Features

- Magnetically shielded for low radiation.
- High current rating, low DC resistance.
- Smaller alternative to large power inductor.
- Custom design available.



Applications

- PDAs, monitor, Monitor
- And others electronics devices.

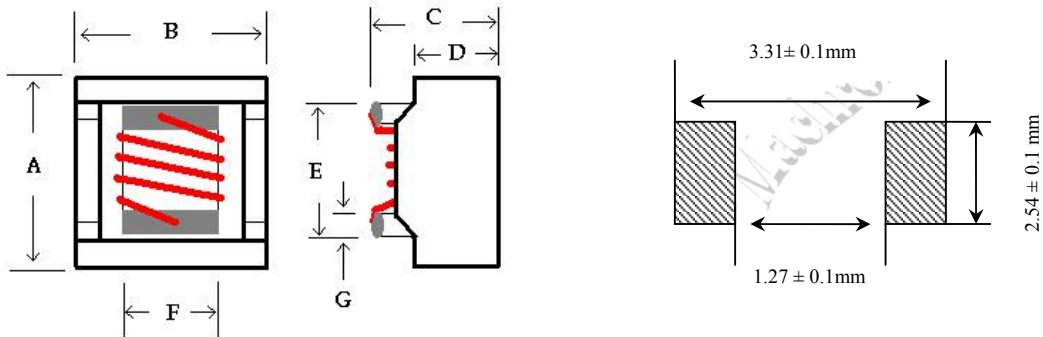
Part Number Systems

WSHF - 0404 - 1R0 - M - LF

(1) (2) (3) (4) (5)

(1)	Product series	(2)	Size
(3)	Inductance Value: 1R0 = 1.0uH	(4)	Inductance Tolerance:
(5)	ROHs Compliant		M = ± 20%

Shape And Dimensions



Unit: mm

Type	A Ref.	B Ref.	C Ref.	D Ref.	E Ref.	F Ref.	G Ref.
0404	3.80 ± 0.2	3.80 ± 0.2	1.80 ± 0.2	1.12 ± 0.1	2.54 ± 0.1	2.00 ± 0.1	0.50 ± 0.07

Shielded Wire Wound Ferrite Inductors

WSHF-0404-Series			ELECTRICAL CHARACTERISTICS			
Part Number	Inductance (uH)	Tolerance	Q Min	SRF (MHz) Min	Rdc (Ω) Max	Idc (A) Max
WSHF-0404-1R0M-LF	1.0	M	35 @ 1 MHz	344	0.05	2.00
WSHF-0404-1R5M-LF	1.5	M	35 @ 1 MHz	260	0.06	1.80
WSHF-0404-1R8M-LF	1.8	M	35 @ 1 MHz	225	0.08	1.50
WSHF-0404-2E2M-LF	2.2	M	38 @ 1 MHz	185	0.10	1.35
WSHF-0404-3R3M-LF	3.3	M	38 @ 1 MHz	175	0.12	1.20
WSHF-0404-4R7M-LF	4.7	M	38 @ 1 MHz	160	0.16	1.05
WSHF-0404-5R6M-LF	5.6	M	38 @ 1 MHz	150	0.17	1.00
WSHF-0404-6R8MJ-LF	6.8	M	38 @ 1 MHz	120	0.18	0.85
WSHF-0404-8R2M-LF	8.2	M	38 @ 1 MHz	110	0.24	0.80
WSHF-0404-100M-LF	10	M	38 @ 1 MHz	105	0.30	0.70
WSHF-0404-120M-LF	12	M	38 @ 1 MHz	90	0.35	0.60
WSHF-0404-150M-LF	15	M	38 @ 1 MHz	35	0.42	0.55
WSHF-0404-180M-LF	18	M	40 @ 1 MHz	30	0.52	0.50
WSHF-0404-220M-LF	22	M	40 @ 1 MHz	26	0.60	0.48
WSHF-0404-330M-LF	33	M	45 @ 1 MHz	20	0.85	0.40
WSHF-0404-390M-LF	39	M	45 @ 1 MHz	16	0.96	0.35
WSHF-0404-470M-LF	47	M	45 @ 1 MHz	16	1.15	0.30
WSHF-0404-680M-LF	68	M	45 @ 1 MHz	12	1.80	0.25
WSHF-0404-820M-LF	82	M	45 @ 1 MHz	9	2.00	0.20
WSHF-0404-101M-LF	100	M	45 @ 1 MHz	7	2.70	0.18

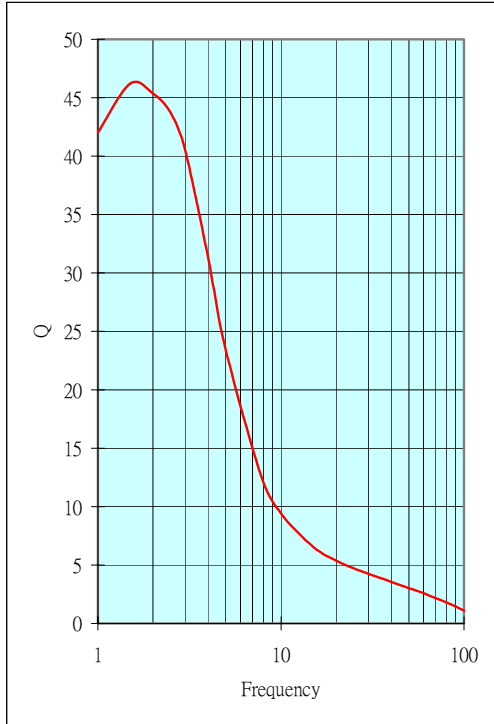
* All specifications are subjected to change without prior notice.

Shielded Wire Wound Ferrite Inductors

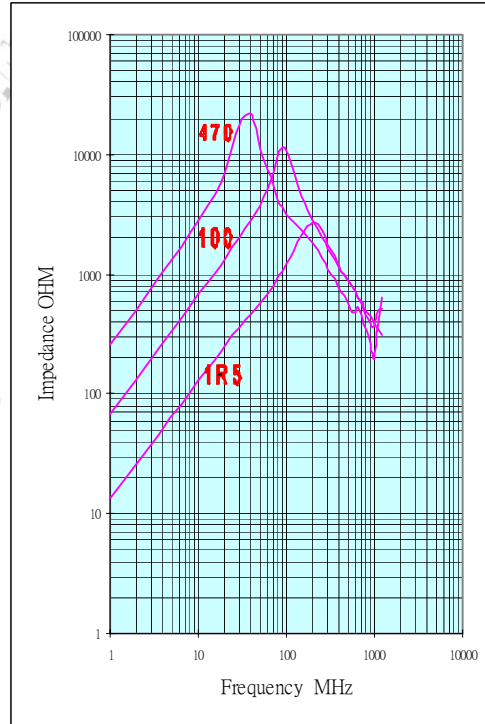
Typical Electrical Characteristics

❖ WSHF-0404-Series

Typical Q values vs Frequency



Typical Impedance vs Frequency



Typical vs Frequency

